



Faith-Based Reentry Collaborative
Annual Report
January 1 – December 31, 2015

Report Produced by County of Santa Clara – Office of Reentry Services

*Faith-Based Reentry Collaborative Vision Statement:
We envision a healing community where individuals are positively reintegrated
with family and faith, transformed through spiritual healing and forgiveness,
and are inspired to become a contributing member of the community.*

TABLE OF CONTENT

I.	BACKGROUND.....	4
	A. Faith-Based Reentry Collaborative	
	B. Faith-Based Resource Centers and Core Services	
	C. Funding Allocation	
II.	SUMMARY.....	7
	A. Demographic	
	B. Connection with Church	
	C. Educational Level	
	D. Employment Status	
	E. Housing Status	
	F. Criminal Justice Classifications	
	G. Age First Incarcerated	
	H. Self-Sufficiency Matrix	
III.	BRIDGES OF HOPE.....	13
	A. Demographic	
	B. Connection with Church	
	C. Educational Level	
	D. Employment Status	
	E. Housing Status	
	F. Criminal Justice Classifications	
	G. Age First Incarcerated	
	H. Top 5 Service Needs	
	I. Referrals/Flex-Funds	
	J. Client Testimonial	
IV.	DESTINY.....	19
	A. Demographic	
	B. Connection with Church	
	C. Educational Level	
	D. Employment Status	
	E. Housing Status	
	F. Criminal Justice Classifications	

G. Age First Incarcerated	
H. Top 5 Service Needs	
I. Referrals/Flex-Funds	
J. Client Testimonial	
V. GOOD SAMARITAN.....	25
A. Demographic	
B. Connection with Church	
C. Educational Level	
D. Employment Status	
E. Housing Status	
F. Criminal Justice Classifications	
G. Age First Incarcerated	
H. Top 5 Service Needs	
I. Referrals/Flex-Funds	
J. Client Testimonials	
VI. MISSION POSSIBLE.....	31
A. Demographic	
B. Connection with Church	
C. Educational Level	
D. Employment Status	
E. Housing Status	
F. Criminal Justice Classifications	
G. Age First Incarcerated	
H. Top 5 Service Needs	
I. Referrals/Flex-Funds	
J. Client Testimonial	
VII. RECOMMENDATIONS.....	37

BACKGROUND

In late 2011, the Santa Clara County Mental Health Department (SCCMHD) began the implementation of its Mental Health Services Act (MHSA) funded Innovation 06 project to create an interfaith reentry collaborative and faith-based resource centers. Innovation 06 is one of nine MHSA funded Innovation projects developed in a partnership between what was then the SCCMHD but is now the Behavioral Health Services Department (BHSD) and community stakeholders. It emerged as part of the County’s Community Program Planning (CPP) process, conducted between 2008 and 2009. Innovation is one of five MHSA components with the specific aim to “research and disseminate mental health practices and approaches that contribute to learning, and are developed within communities through a process that is inclusive and representative, especially of unserved, underserved, and inappropriately served individuals.”

Innovation 06 included two main activities to support the reentry and recovery of individuals involved in the criminal justice system in Santa Clara County. The first activity, which began in late 2011, was the formation of the Faith-Based Reentry Collaborative. The Faith-Based Reentry Collaborative is a steering committee charged with engaging the faith community of Santa Clara County, developing the mission and vision of the project, developing work plans in service-specific subcommittees, and overseeing the implementation of subcommittee work plans. The second activity was the piloting of four multi-agency faith-based resource centers to facilitate service coordination to individuals reentering the community from jail.

SCCMHD MHSA funds also supported an evaluation of Innovation 06, conducted by Resource Development Associates (RDA). The Innovation 06 evaluation specifically sought to assess whether the Faith-Based Re-Entry Collaborative increases the capacity of the faith community to serve criminal justice system involved individuals who are returning to the community, and whether the Collaborative’s efforts contributed to successful reentry.

About the Faith-Based Re-Entry Collaborative

The Santa Clara County Faith Based Re-Entry Collaborative is a network of multi-faith religious institutions, community organizations, and volunteers established to provide transitional services to newly released inmates. We offer hope, compassion, forgiveness, trust, and accountability together with immediate and long-term support to individuals and their families as they return to the community from incarceration.

The Function of Faith in Re-Entry

Recent studies on the impact of faith in reentry have shown that faith-based approaches to reentry bring added value in the treatment of mental illness and substance abuse, safe and affordable housing, strong social and family support, and education and employment assistance.

Faith-based organizations offer supportive and welcoming environments, and provide

assistance that draws upon community values, culture and faith traditions. They promote an opportunity for life transformation from the inside out, with the hope of restoring individuals to a better life.

Funded Faith-Based Resource Centers

The main strategy employed by the Collaborative to serve people returning to the community is the establishment of Faith-Based Resource Centers (FBRC). There are four FBRCs, which are operated by four different faith-based organizations in geographically diverse locations within Santa Clara County. The FBRCs are the sites where services are provided to people leaving jail or prison and returning to the Santa Clara County community.

The FBRCs provide services for individuals seeking assistance in conjunction with other Resource Centers and faith-based providers, the BHSD, and the Faith-Based Re-Entry Collaborative. FBRCs provide the following services to participants:

- ❖ Linkages to faith, spiritual, and social community support connections.
- ❖ Social support services including, but not limited to: job skills development, recovery/substance abuse programs, housing assistance, family reunification, child care, counseling, anger management, education needs, computer literacy, benefits assistance, health care, and obtaining a California identification/driver's license.
- ❖ Volunteer mentors to offer social, emotional, spiritual support, advocacy, and linkages to other available community resources.
- ❖ Reentry support funds (or Flex-Funds) for the purposes of supporting services on the basis of individual's need. Examples include transportation (bus and train passes), car repairs (on case-by-case basis), employment (training classes, equipment, tools, and clothing), education, grooming (hygiene needs and supplies), housing, household goods, clothing, living expenses, medical, dental, vision treatments, storage, program incentives (when needed), food, emotional pet support, and child care.

Together, the Faith-Based Reentry Collaborative and the Faith-Based Resource Centers are an approach to meeting the felt, spiritual, and long-term needs of individuals returning to the community from jail or prison in Santa Clara County. Efforts to meet these different needs were defined as:

- ❖ **Felt Needs:** Meeting immediate basic necessities by providing transportation, temporary housing, etc.
- ❖ **Spiritual Needs:** Enriching the client through spiritual support, and guidance, fellowship and connections to the faith community.
- ❖ **Long-Term Needs:** Helping clients and their families maintain a healthy lifestyle and make positive contributions to their communities through permanent housing, life-skills training, and employment assistance.

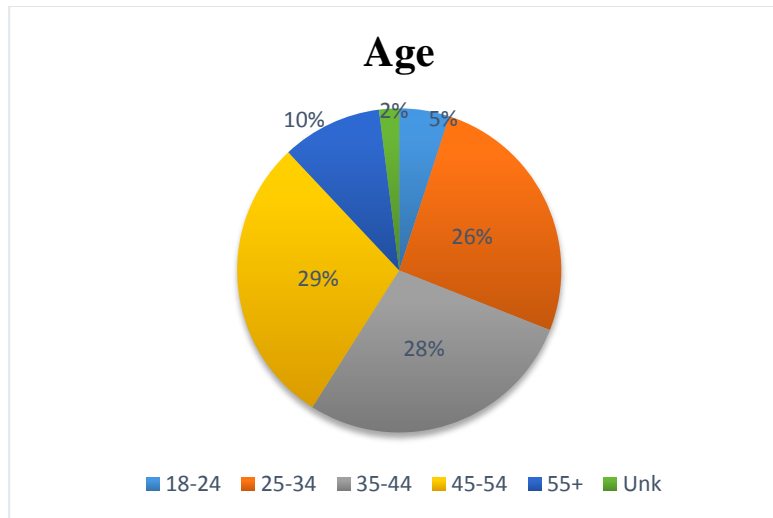
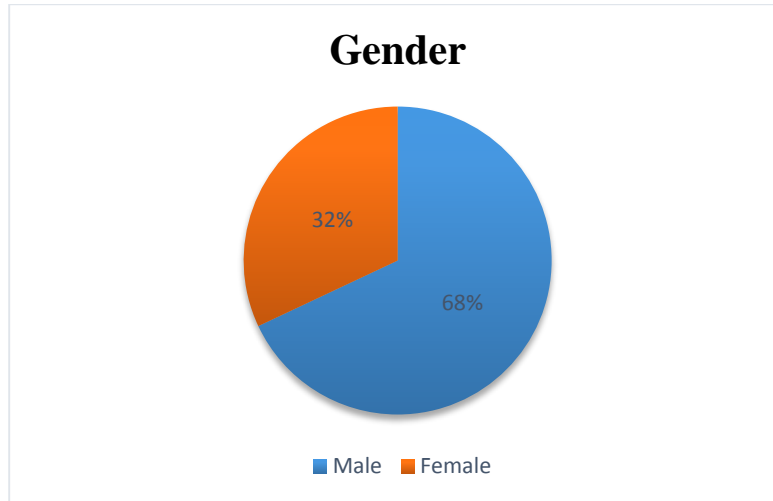
Funding Allocation

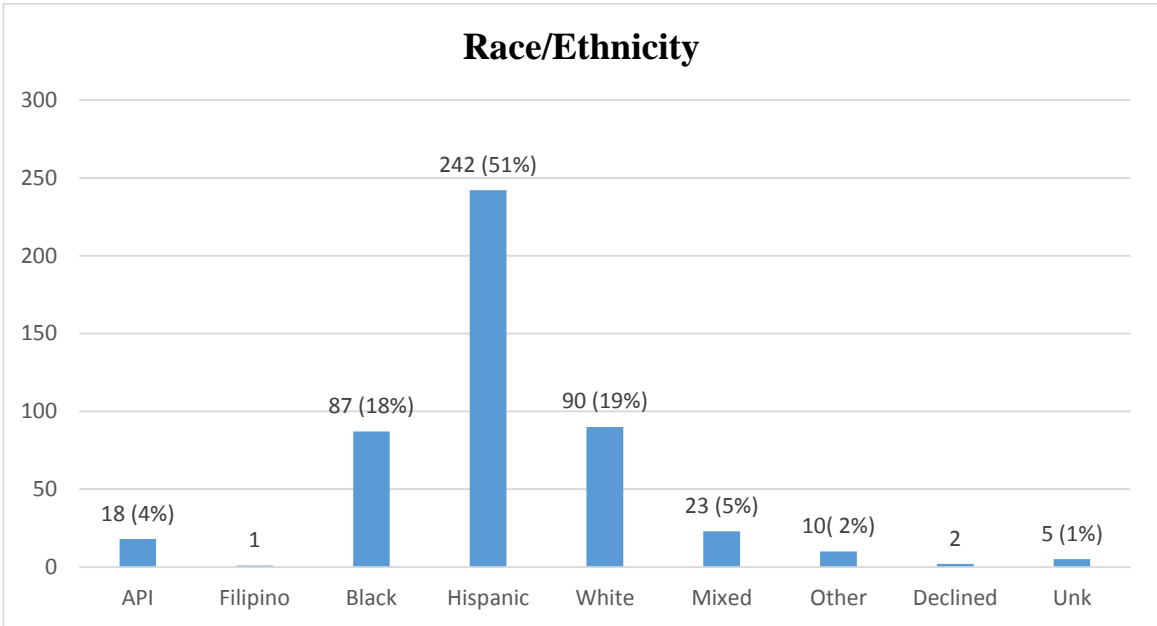
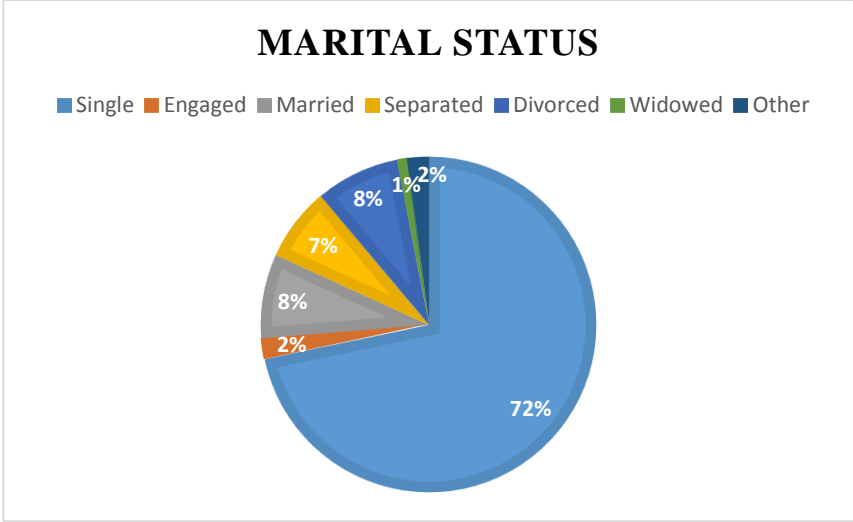
The faith-based reentry centers have been supported with Mental Health Services Act and Public Safety Realignment (AB 109) funding since July of 2013. Each faith organization was funded \$266,667 over a 36-month period to operate a reentry center and provide needed services to clients.

SUMMARY

Demographic

The four faith-based resource centers provided services for 478 unduplicated criminal justice-involved individuals from January 1st to December 31, 2015. The general profile of the individual is single Hispanic male between 35 to 54 years of age.





Data Sources: Bridges of Hope, Destiny, Good Samaritan, and Mission Possible Center

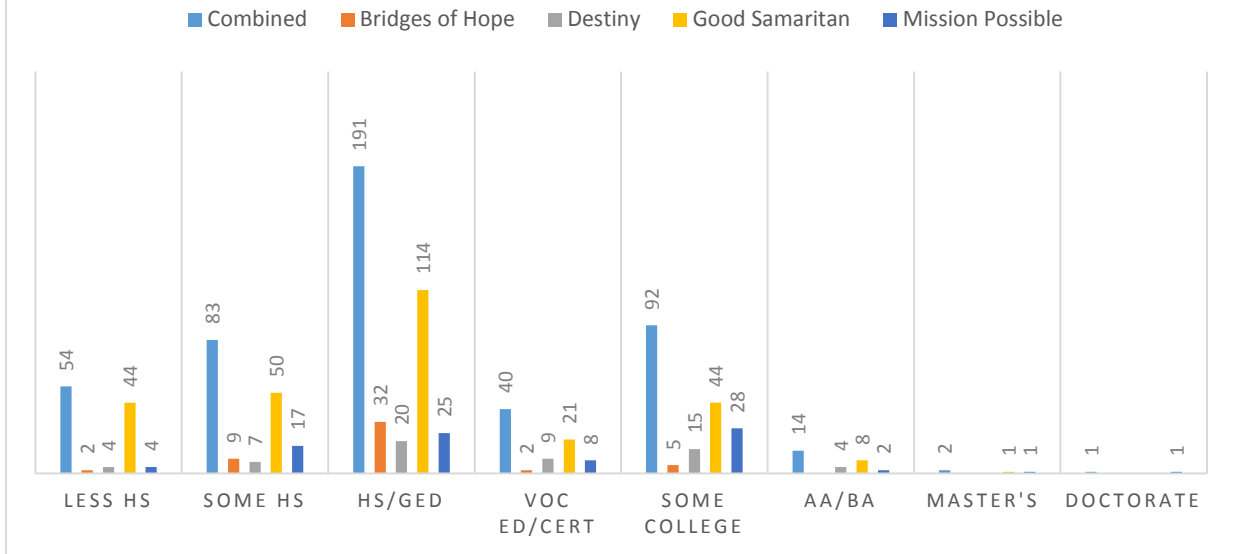
Connection with Church

At the time of intake, 49% of the faith-based resource center clients reported that they are actively engaged in church.

Educational Level

The majority of the faith-based resource center clients graduated from high school or completed their high school graduation equivalency degree.

EDUCATIONAL LEVEL



Data Sources: Bridges of Hope, Destiny, Good Samaritan, and Mission Possible Center

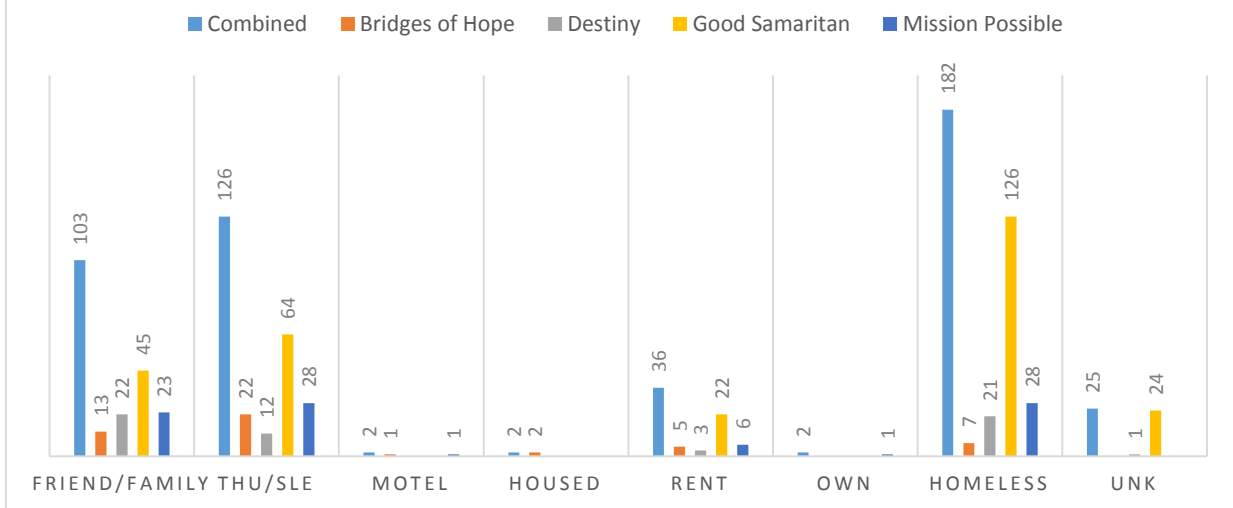
Employment Status

At intake, only 18% of the faith-based reentry clients had some level of employment.

Housing Status

At intake, the majority of the faith-based resource centers clients had a temporary place to stay.

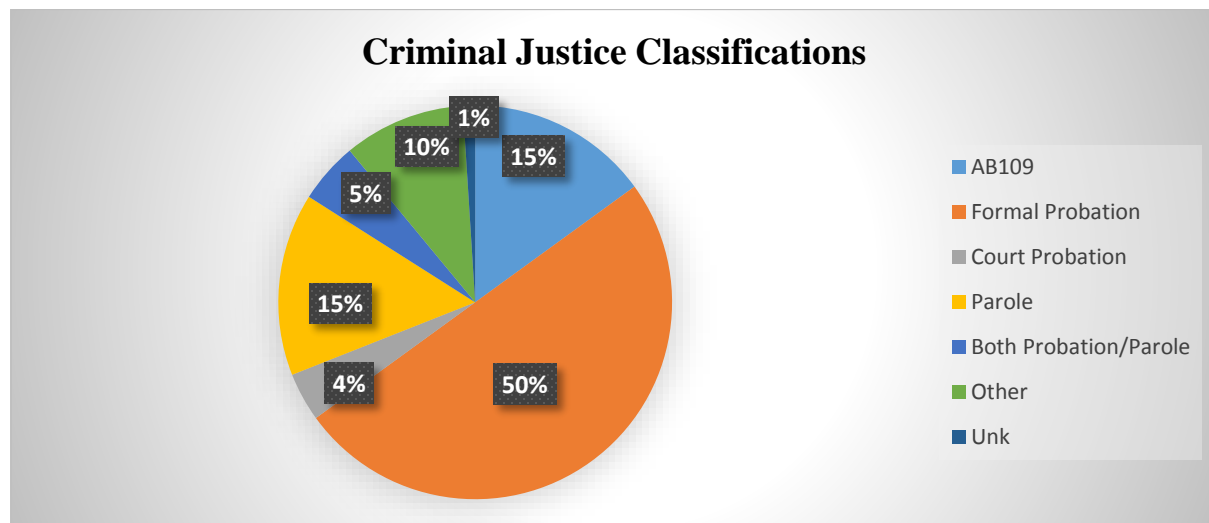
HOUSING STATUS



Data Sources: Bridges of Hope, Destiny, Good Samaritan, and Mission Possible Center

Cri Criminal Justice Classifications

The faith-based resource center clients have various criminal justice status, with most either on probation or parole.



Data Sources: Bridges of Hope, Destiny, Good Samaritan, and Mission Possible Center

Assembly Bill 109, the Public Safety Realignment Act, was enacted on October 1, 2011. The passage of the bill places new pressure on California county sheriff, probation, and parole agencies to reduce the number of people in local jails and on supervision caseloads. Under this bill, county residents committing new non-violent, non-serious, and non-sex offenses are no longer eligible for state prison. Instead, these people will be sentenced to county jail. At the same time, individuals who are returning home after completing state prison sentences for non-violent, non-serious, and non-sex offenses are now assigned to community supervision under county supervision rather than state parole. This movement of people from state prison to county jails and onto probation caseloads increases the number of formerly incarcerated individuals in need of services in Santa Clara County.

The legislation segmented AB109 individuals into several subgroups: Post Release Community Supervision (PRCS), 1170(h) Mandatory Supervision (1170h MS), and 1170(h).

- **PRCS:** Individuals who are sentenced prior to AB109, serving sentences in state prison and released to county jurisdiction and supervised by Probation instead of Parole.
- **1170(h) MS:** Individuals who are sentenced under AB109, serving time in County jail or correction and are released to Probation for supervision.
- **1170(h):** Individuals who are sentenced under AB109 and serving time in County jail or correction.

The AB 109 realignment population consisted of only 15% of the total faith-based clients served.

Age First Incarcerated


Based on the faith-based resource centers' data, 37% of the clients disclosed that their first incarceration occurred when they were less than 18 years of age. Thirty-three percent of the clients indicated that their first incarceration occurred between the ages of 18 and 24.

Self Sufficiency Matrix

Collectively with the four faith-based reentry resource centers, 482 clients completed the Self-Sufficiency Matrix, which measures changes in a client's self-sufficiency. It uses a numeric system to track progress in 12 domains of a person's life that could be barriers to self-sufficiency. The 12 domains include:

- Housing
- Employment
- Income Assistance
- Food
- Adult Education
- Self-Care/Life Skills
- Family/Social Relations
- Mobility
- Community Involvement
- Legal
- Safety
- Connectedness to Spiritual Community

Below is a graph depicting the average score for each domain. Self-Care/Life Skills (4.3) and safety (4.3) had the highest score of self-sufficiency. In contrast, income assistance (2.2) had the lowest score.




Data Sources: Bridges of Hope, Destiny, Good Samaritan, and Mission Possible Center

Top 5 Service Needs

Across the four reentry centers, the top 5 service needs clients requested at intake are:

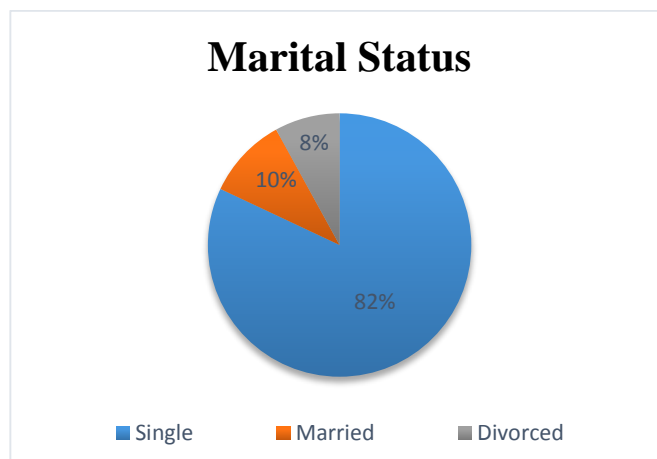
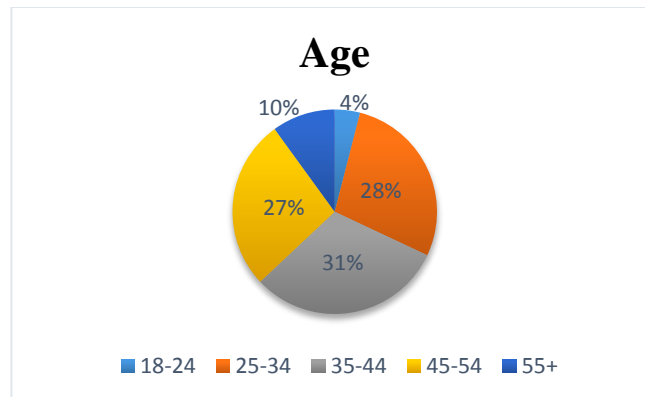
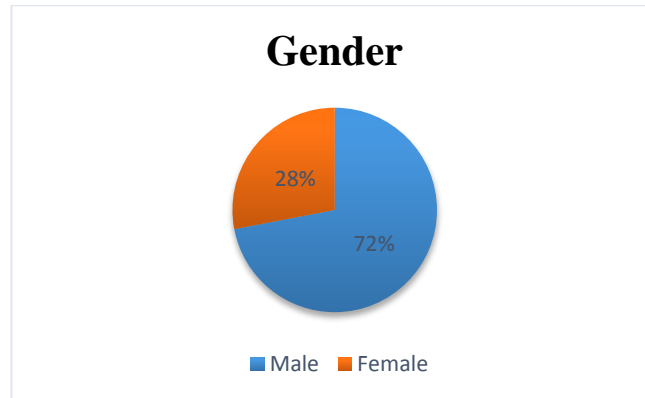
1. Transportation (295)
2. Clothing (261)
3. Housing (255)
4. Grooming/Hygiene (226)
5. Food (131)

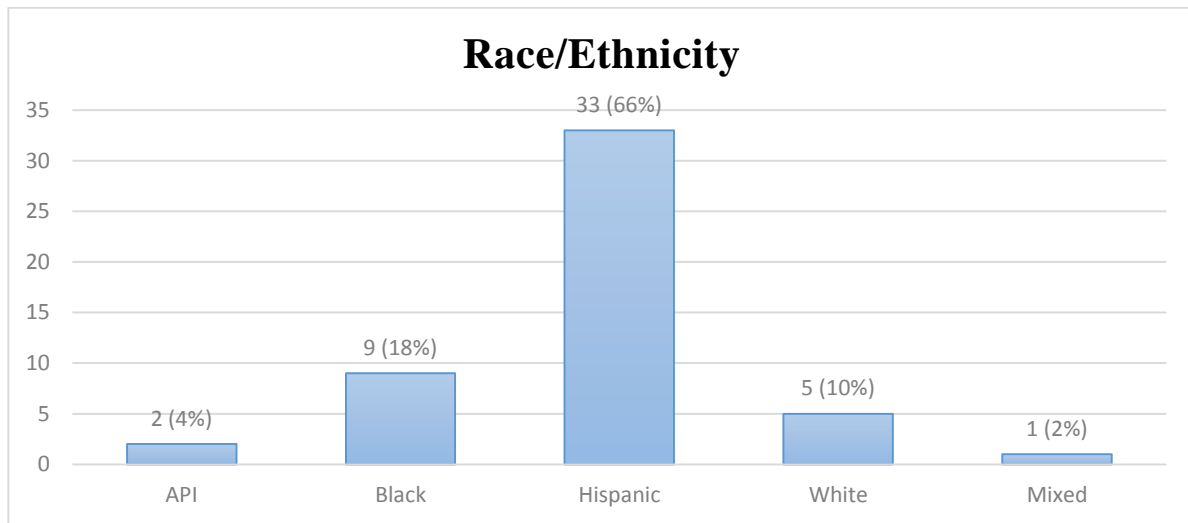


BRIDGES OF HOPE/ CATHOLIC CHARITIES

Demographic

Bridges of Hope provided services for 50 clients from January 1st to December 31 2015. The general profile of the individual is single Hispanic male between the ages of 35 to 44 years old.





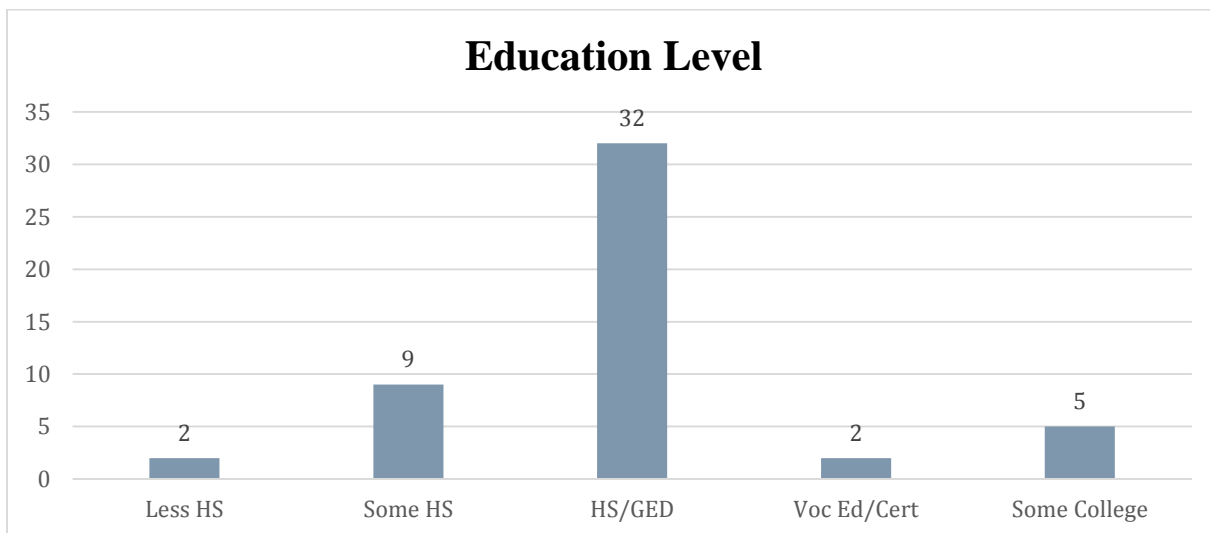
Data Source: Bridges of Hope Center

Connection with Church

At the time of intake, 46% of the Bridges of Hope’s clients reported that they are actively engaged in church.

Educational Level

The majority (64%) of the clients at Bridges of Hope graduated from high school or completed their high school graduation equivalency degree.



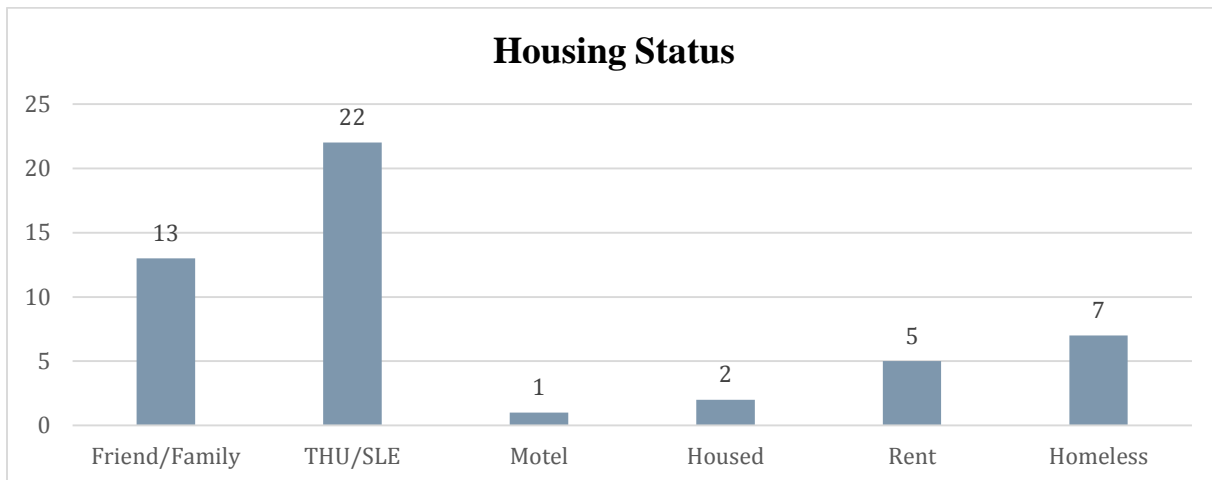
Data Source: Bridges of Hope Center

Employment Status

At intake, 40% of the Bridges of Hope’s clients reported they have some level of employment.

Housing Status

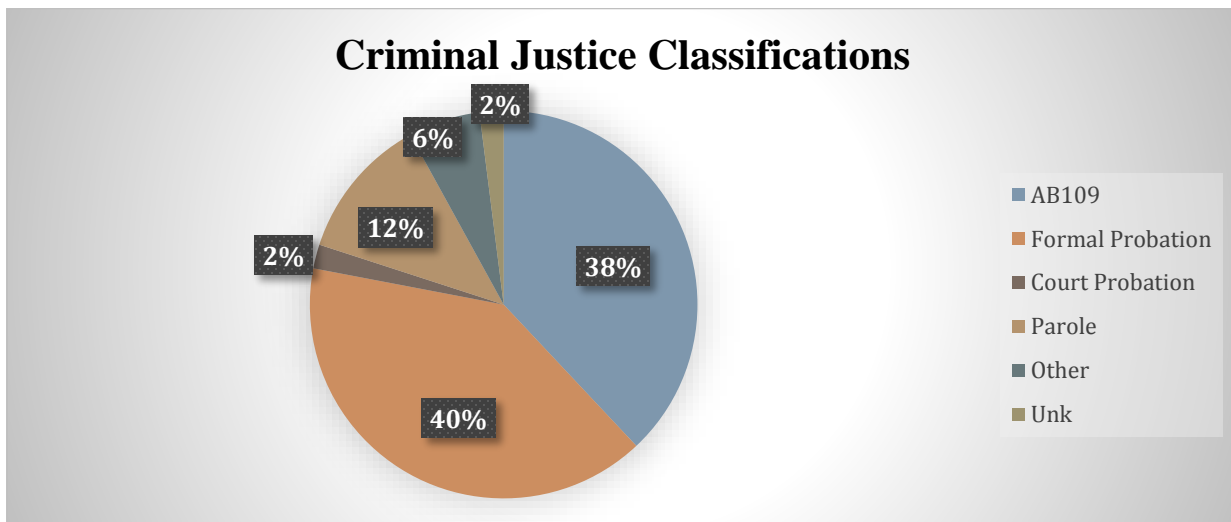
At intake, the majority (86%) of the Bridges of Hope’s clients had a temporary place to stay.



Data Source: Bridges of Hope Center

Criminal Justice Classifications

The majority (54%) of the Bridges of Hope’s clients are either on probation or parole. The AB 109 realignment population consisted of only 38% of the total clients served.




Data Source: Bridges of Hope Center

Age First Incarcerated

Based on the Bridges of Hope’s data, 46% of the clients disclosed that their first incarceration occurred between the ages of 18 and 24.

Self Sufficiency Matrix

Bridges of Hope had 107 clients complete the Self-Sufficiency Matrix. Below is a graph depicting the average score for each domain. Self-Care/Life Skills (4.7) and adult education (4.5) had the highest score of self-sufficiency. In contrast, income assistance (2.5) had the lowest score.



Data Source: Bridges of Hope Center

Top 5 Service Needs

At intake, Bridges of Hope asked clients what type of services they needed. Based on the intake, the top five services needed for Bridges of Hope’s clients were:

1. Transportation (30)
2. Job/Employment (29)
3. Housing (28)
4. Grooming/Hygiene (26)
5. Clothing (23)

Referrals/Flex Funds

From January 1st to December 31, 2015 Bridges of Hope received 62 referral/flex funds requests. Below is a table highlighting the services, the number of requests and referrals. Based on the data set, it seemed that oftentimes the requests were met by staff or referred to other community resources. The highest request was housing (222), with an average funding allocation of \$46.56.

Services	Request and Referred/Linked	Average Allocation Per Client
Housing	75	\$389.21
Employment	129	\$137.09
Income Assistant	13	\$93.34
Food	55	\$58.65
Adult Education	6	
Self-Care	28	\$37.07
Connectedness to Spiritual Community	15	
Parenting Skills	17	\$208.33

Family/Social Supports	72	\$41.28
Mobility	222	\$46.56
Community Involvement	6	\$75.2
Legal Support/Aid	38	\$125.73
Safety	2	
Legal Document	7	\$222.5

Returning Home From State Prison

By Henry Townsend



First and foremost, I must give honor to God. My name is Henry Townsend, I'm a recently released prisoner as a result of the changes in the Three Strikes Law (New Prop. 36). I was released after serving over 10 years on a 25 years to life sentence. I want to thank Santa Clara County Public Defender's Office for representing me and making my release possible.

The day that I was released, I was transported to the Reentry Resource Center (RRC). The RRC's services helped me to readjust and accumulated back into society. At the Center, I was assisted with transportation, clothing, obtaining a social security card, ID card and driver's license, Medi-Cal, dental, housing, and many self-help support groups.

There are many people who have worked very hard to help me when I could not help myself. I want to give my thanks and appreciation to Reentry Resource Center, Office of Supportive Housing, Faith-based Center, Social Services Agency and peer mentors who helped me navigate and accessed various services.

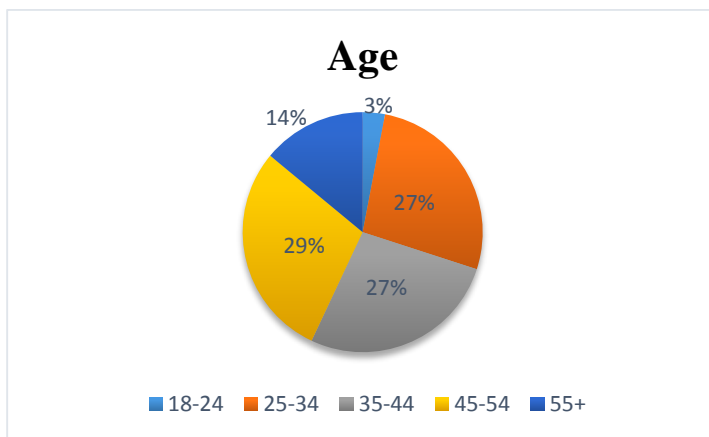
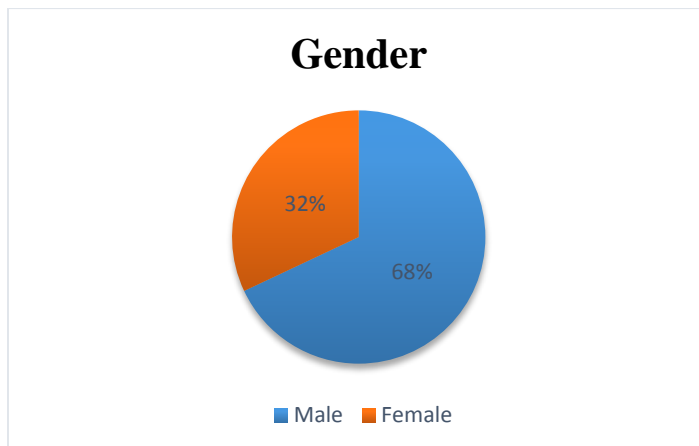
With the assistance I have received, I have accomplished many things. I have come to know that the Reentry Resource Center and Faith-based Center are more than a one-stop center; it's a blessing.

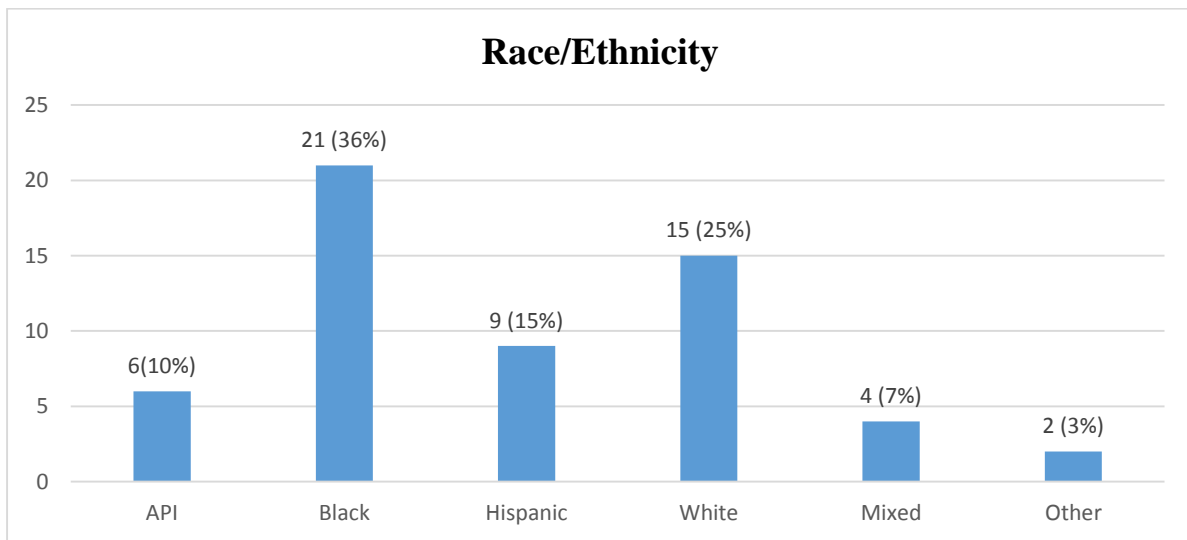
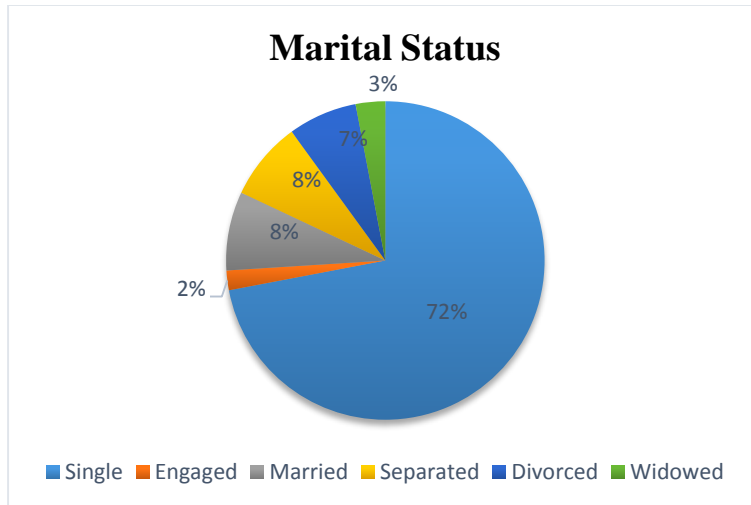


DESTINY/ BIBLE WAY CHRISTIAN CENTER

Demographic

Destiny provided services for 59 clients from January 1st to December 31, 2015. The general profile of the individual is single Black male between the ages of 45 to 54 years old.





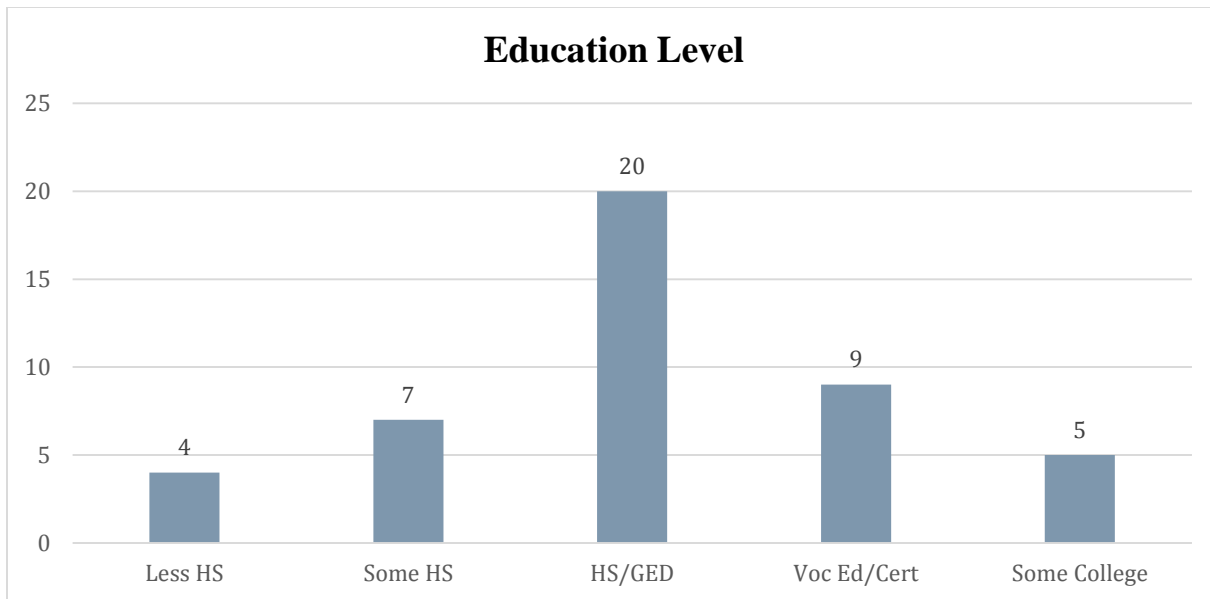
Data Source: Destiny Center

Connection with Church

At the time of intake, 54% of the Destiny’s clients reported that they are actively engaged in church.

Educational Level

At the Destiny Center, 34% of clients graduated from high school or completed their high school graduation equivalency degree and 25% had some college education.



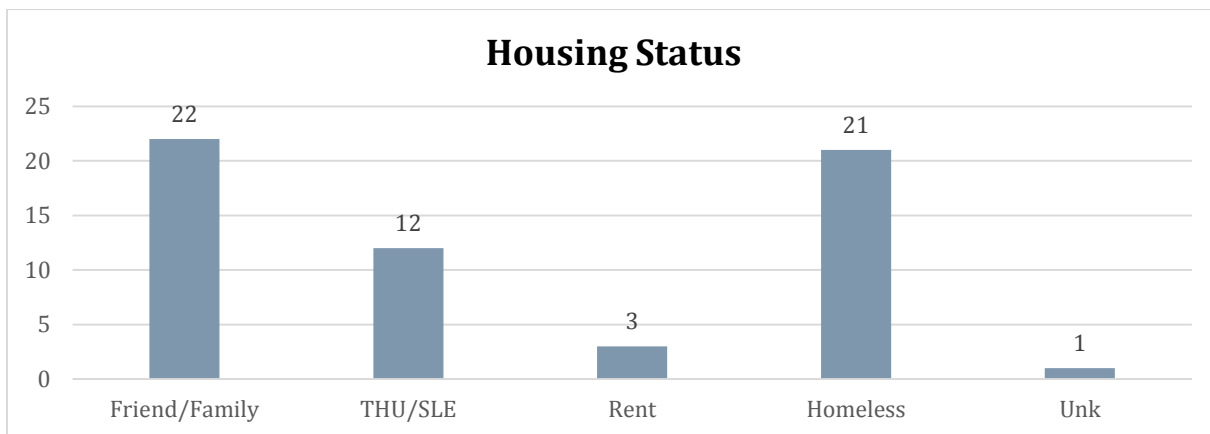
Data Source: Destiny Center

Employment Status

At intake, only 15% of the Destiny’s clients reported they have some level of employment.

Housing Status

At intake, the majority (62%) of the Destiny’s clients had a temporary place to stay.

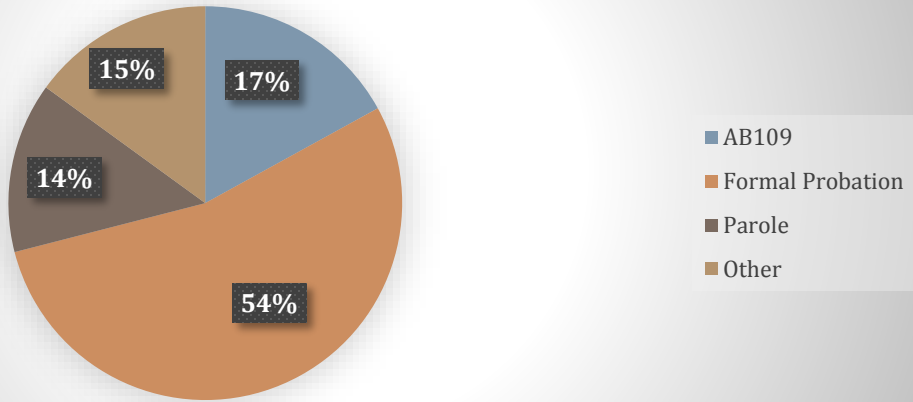


Data Source: Destiny Center

Criminal Justice Classifications

The majority (68%) of the Destiny’s clients are either on probation or parole. The AB 109 realignment population consisted of only 17% of the total clients served.

Criminal Justice Classifications




Data Source: Destiny Center

Age First Incarcerated

Based on the Destiny’s data, 35% of the clients disclosed that their first incarceration occurred between ages 18 and 24.

Self Sufficiency Matrix

Destiny had 119 clients who completed the Self-Sufficiency Matrix. Below is a graph depicting the average score for each domain. Safety (4.4) and life skills (4.1) had the highest score of self-sufficiency. In contrast, employment (2.6) had the lowest score.



Data Source: Destiny Center

Top 5 Service Needs

At intake, Destiny asked clients what type of services they needed. Based on the intake, the top five services needed for Destiny's clients were:

1. Housing (39)
2. Transportation (36)
3. Clothing (35)
4. Job/Employment (33)
5. Grooming/Hygiene (32)

Referrals/Flex Funds

From January 1st to December 31, 2015 Destiny received 155 referral/flex funds requests. Below is a table highlighting the services, the number of requests and referrals. Based on the data set, it seemed that often times, the requests were met by staff or referred to other community resources. The highest request was connectedness to spiritual community (193) with an average funding allocation of \$139.

Services	Request and Referred/Linked	Average Allocation Per Client
Housing	88	\$851.72
Employment	79	\$124.15
Income Assistant	18	
Food	97	\$30.92
Childcare	1	
Adult Education	5	
Self-Care	128	\$107.82
Connectedness to Spiritual Community	193	\$139
Mobility	23	\$68.06
Community Involvement	128	
Legal Support/Aid	165	
Legal Document	32	\$795.89



I was brought to the Destiny Reentry Program at Bible Way Christian Center by a young lady who happens to work in the Santa Clara legal system.

From the first day I met Brother Gary Lewis, Sister Carletta and Dwayne Davis, their attempts to assist me went far above and beyond anything I expected. They assisted me with housing, transportation, clothes, food and provided me with a cell phone. And through Bible Way I found employment, it's been almost 2 years and I'm still employed with the same company.

I appreciated and am grateful for everything Bible Way has done for me. I can't say enough for the program that's in place for individuals such as me who were incarcerated and are being released. I wish the utmost success for those members dedicated to this program.

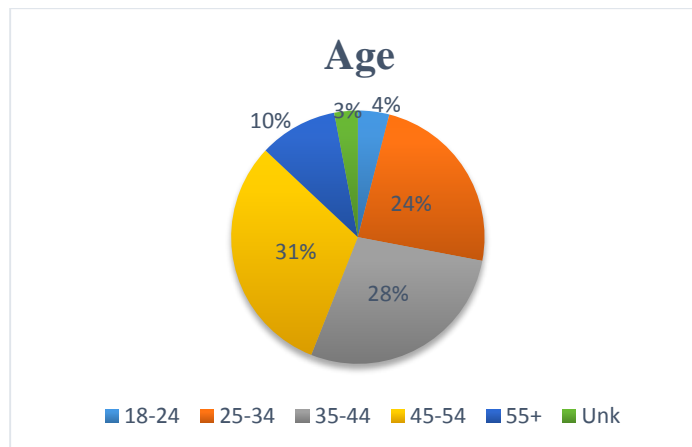
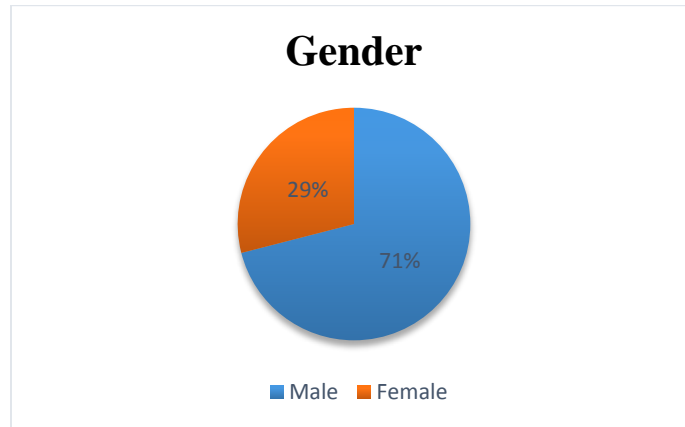
The Destiny staff advised me of the produce mobile (2nd Harvest Food Bank) in which I participated in preparing and handing out bags of groceries. I was also invited and attended Bible Way Men's Retreat.

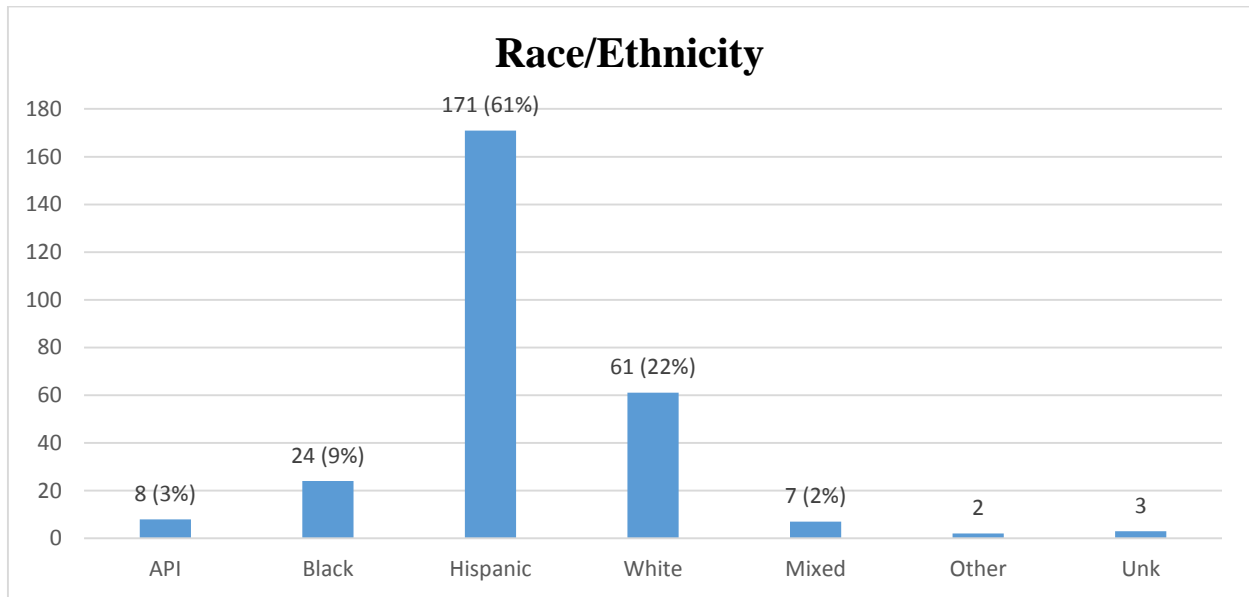
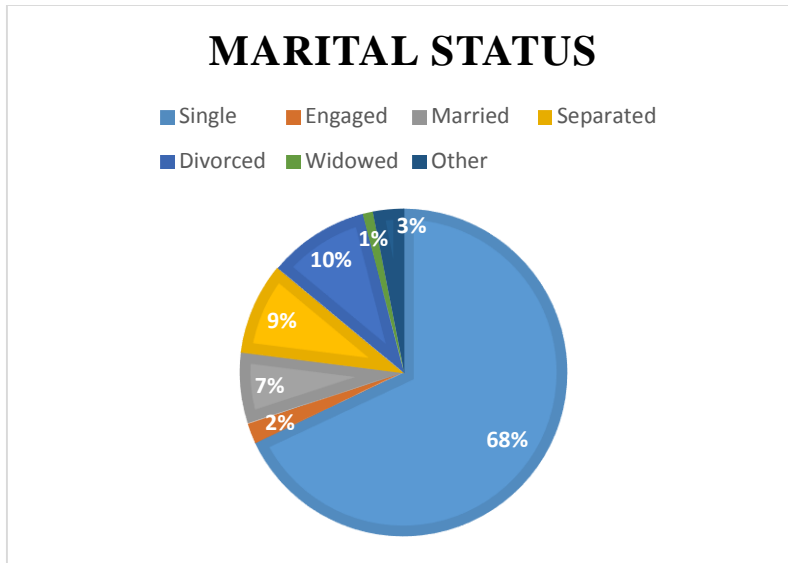
I'm not one for expressing myself on paper, not that I plan on going back but I hope and pray the program will continue to be around forever.

- A Client of Destiny Faith-Based Reentry Resource Center

Demographic

Good Samaritan provided services for 282 clients from January 1st to December 31, 2015. The general profile of the individual is single Hispanic male between the ages of 45 to 54 years old.





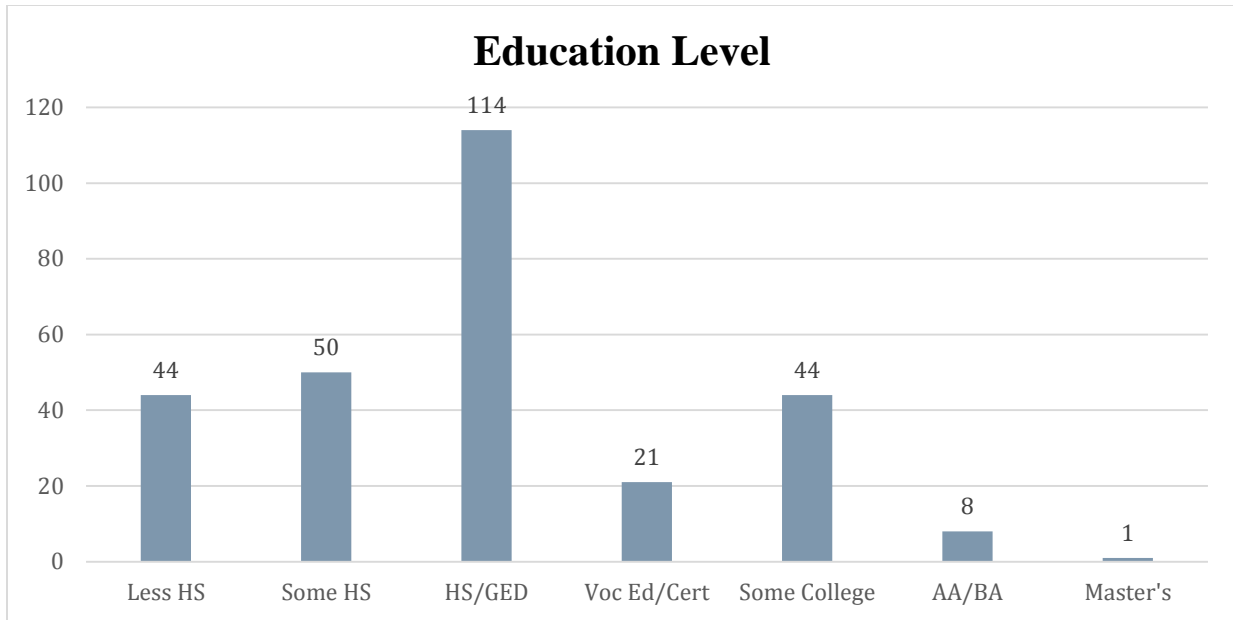
Data Source: Good Samaritan Center

Connection with Church

At the time of intake, 48% of the Good Samaritan’s clients reported that they are actively engaged in church.

Educational Level

At the Good Samaritan Center, 40% of clients graduated from high school or completed their high school graduation equivalency degree.



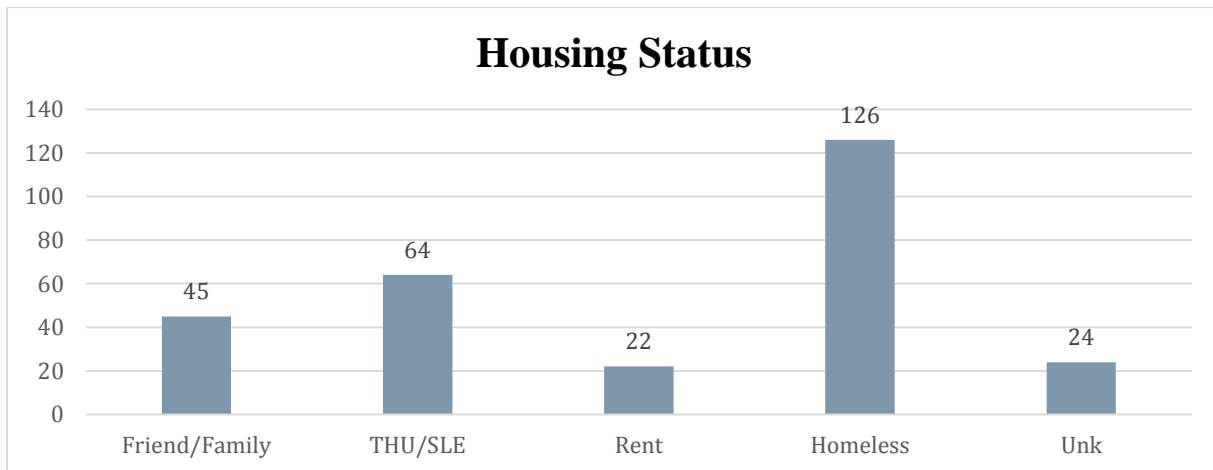
Data Source: Good Samaritan Center

Employment Status

At intake, only 15% of the Good Samaritan’s clients reported they have some level of employment.

Housing Status

At intake, the majority (47%) of the Good Samaritan’s clients have a temporary place to live.

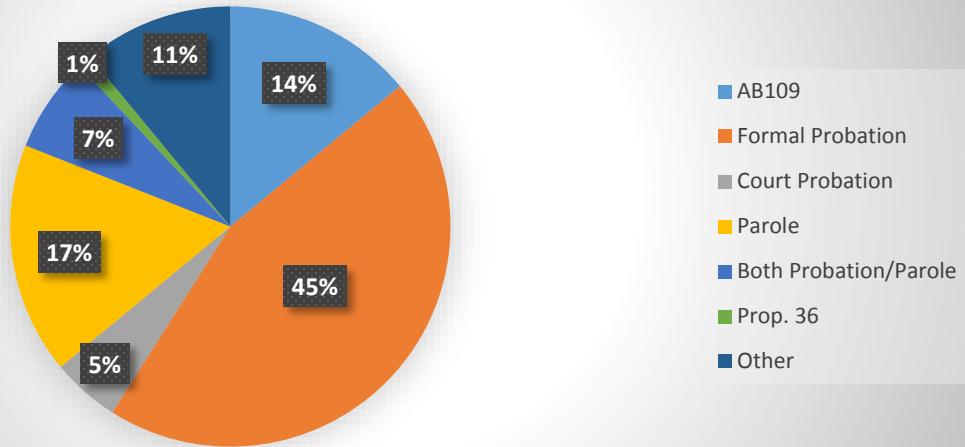


Data Source: Good Samaritan Center

Criminal Justice Classifications

The majority (74%) of the Good Samaritan’s clients are either on probation or parole. The AB 109 realignment population consisted of only 14% of the total clients served.

Criminal Justice Classifications




Data Source: Good Samaritan Center

Age First Incarcerated

Based on the Good Samaritan’s data, 39% of the clients disclosed that their first incarceration before they were 18 years old.

Self Sufficiency Matrix

Good Samaritan had 119 clients who completed the Self-Sufficiency Matrix. Below is a graph depicting the average score for each domain. Life skills (4.9) had the highest score of self-sufficiency. In contrast, income assistance (1.7) and employment (1.8) had the lowest score.



Data Source: Good Samaritan Center

Top 5 Service Needs

At intake, Good Samaritan asked clients what type of services they needed. Based on the intake, the top five services needed for Good Samaritan's clients were:

1. Transportation (177)
2. Clothing (161)
3. Housing (147)
4. Grooming/Hygiene (138)
5. Food (131)

Referrals/Flex Funds

From January 1st to December 31, 2015 Good Samaritan received 399 referral/flex funds requests. Below is a table highlighting the services, the number of requests and referrals. Based on the data set, it seemed that often times, the requests were met by staff or referred to other community resources. The highest request was self-care (368) with an average funding allocation of \$43.84.

Services	Request and Referred/Linked	Average Allocation Per Client
Housing	97	\$243.63
Employment	87	\$89.05
Income Assistant	6	\$53.23
Food	108	\$23.79
Childcare	13	\$67.05
Adult Education	2	\$307
Self-Care	368	\$43.84
Connectedness to Spiritual Community	34	\$88.56
Parenting Skills	3	\$82.62
Family/Social Supports	12	\$111.78
Mobility	413	\$32.63
Community Involvement	1	
Legal Support/Aid	28	\$54.47
Legal Document	76	\$70.20



I served a term of 12 years in state prison for a simple drug possession charged. When I was released back into society, I was lost by how work had changed so much. I needed to rebuild my life and to make some sense of it. This led me to Good Samaritan Faith-Based Reentry Program where I met David Marez. After completing the intake referral packet, I was impressed by so many available resources to me. The Center provided me with a monthly bus pass to aid with transportation and they paid my registration fees for DUI classes. With that said, they also supported my youngest daughter in her struggles by connecting her to counseling and providing guidance on family reunification. Good Samaritan continues to support me to succeed in life. I am currently attending church services at Cathedral of Faith which provides me with needed spiritual strength.

Mere words cannot describe how very important Good Samaritan's staff is to all of us who were released by the 3 Strikes Reform law. The blessings that they bestow on each individual truly is a blessing. I can't image making this transition back into society without people like David to guide me through my struggles. To date, I am permanently employed due to the assistance of the Good Samaritan Program. I now have my own apartment.

-Client from Good Samaritan Faith-Based Reentry Resource Center



I am a San Jose Native, born and raised. I started using drugs recreationally at an early age because I thought it was cool thing to do. I started working and living a good life, but drugs got a hold of me and I really started doing harm to myself. I was employed and was working my way up to Assistant Manager, but my continued alcohol and drug use got the best of me; I lost everything. I hit rock bottom and found myself dealing with the police and finally the court system. The final time I got released from jail, I felt lost and didn't know who to turn to. I talked to someone

at the Reentry Resource Center and they referred me to Good Samaritan/Cathedral of Faith.

On September 14, 2015, I became a client of Good Samaritan Faith-Based Reentry Program. I was in need of many things in order for me to have a smooth transition. Slowly, but surely, I was making responsible decisions, putting my life back on the right track, staying focused and determined. I was provided assistance with food, transportation, emergency clothing, one-on-one sessions, as well as, clothing for employment. I started attending and participating in a weekly, Hope, Help, and Healing support group at Cathedral of Faith.

The Good Samaritan Faith-Based Reentry Program has given me a second chance in life, assisting and guiding me for the last 8 months to stay clean and sober. I've learned that there is hope in life and another way of living. I learned to be more accountable for my actions. I was homeless for 2 years living in the streets of San Jose. I now live in a sober living transitional home and am working on my 12 Steps. I have a sponsor and I'm learning the fundamentals of life by being a better son and father. To date, I'm gainfully employed.

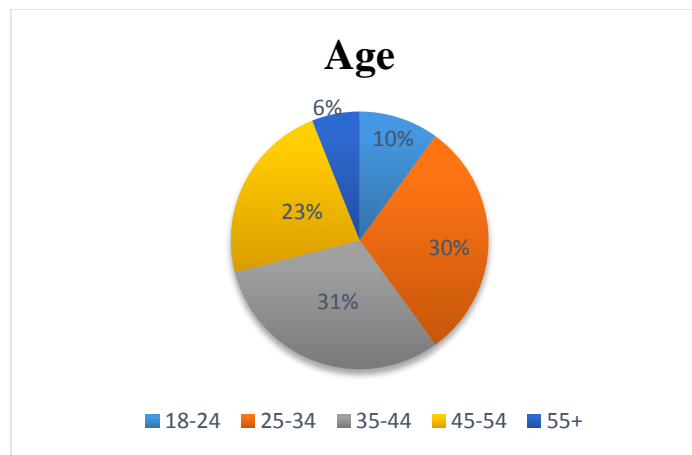
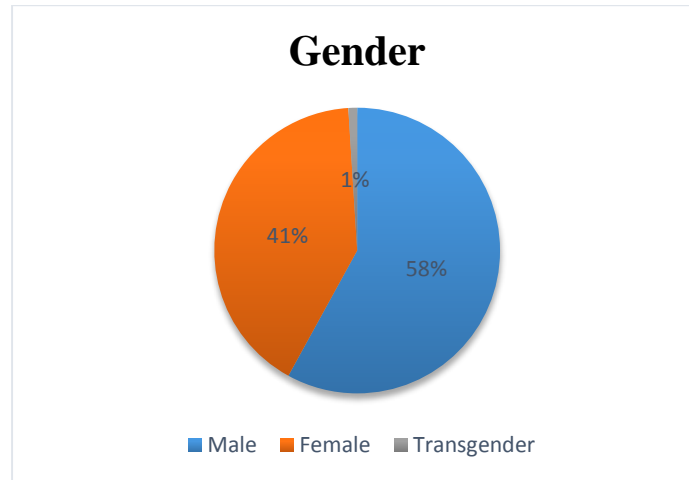
-Client of Good Samaritan Faith-Based Reentry Resource Center

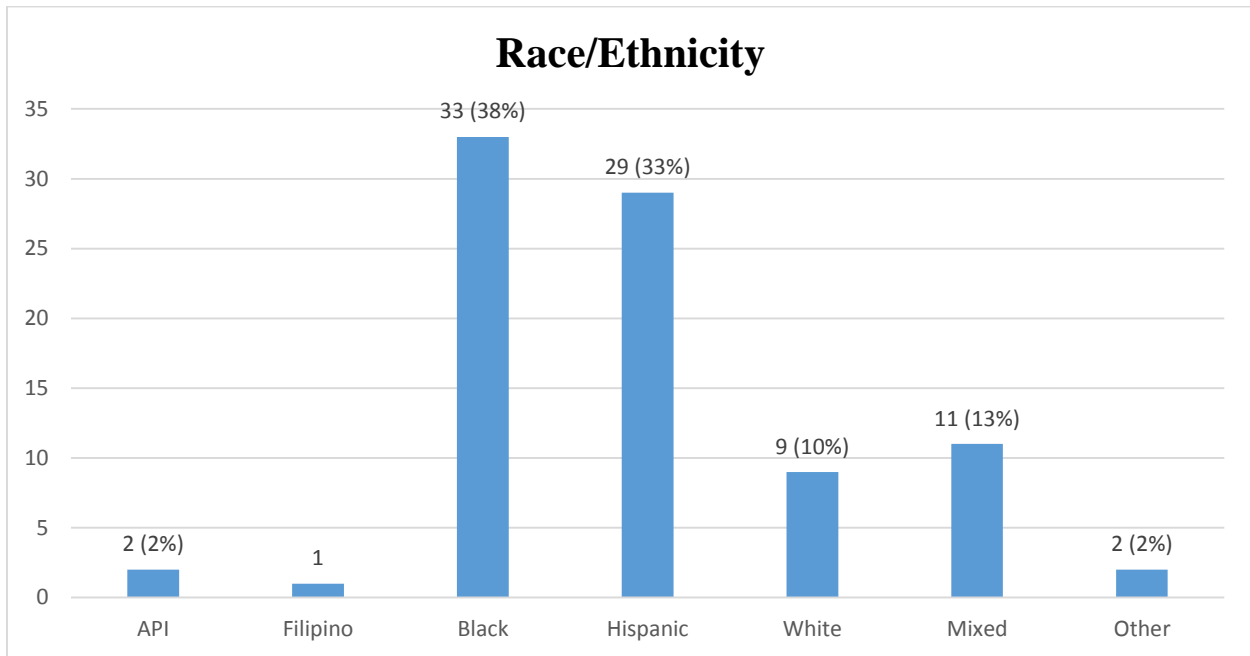
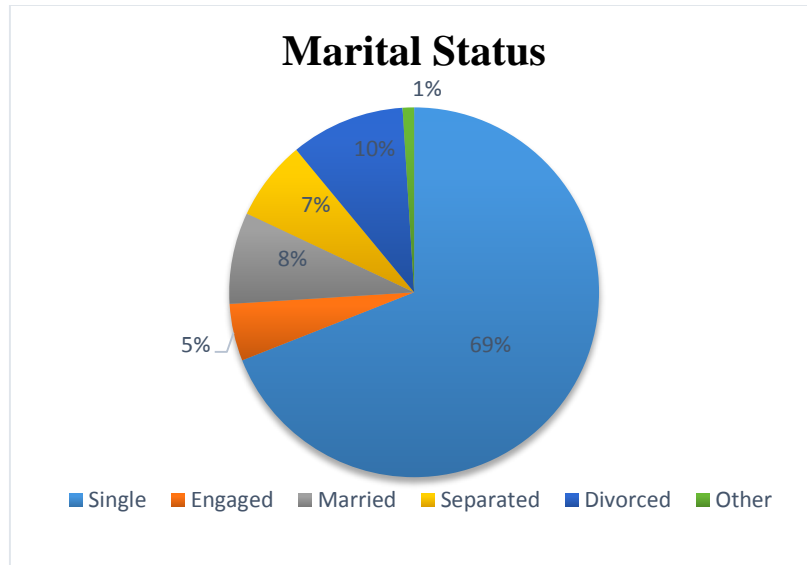


MISSION POSSIBLE/ MARANATHA CHRISTIAN CENTER

Demographic

Mission Possible Center provided services for 87 clients from January 1st to December 31, 2015. The general profile of the individual is single Black male between the ages of 35 to 44 years old.





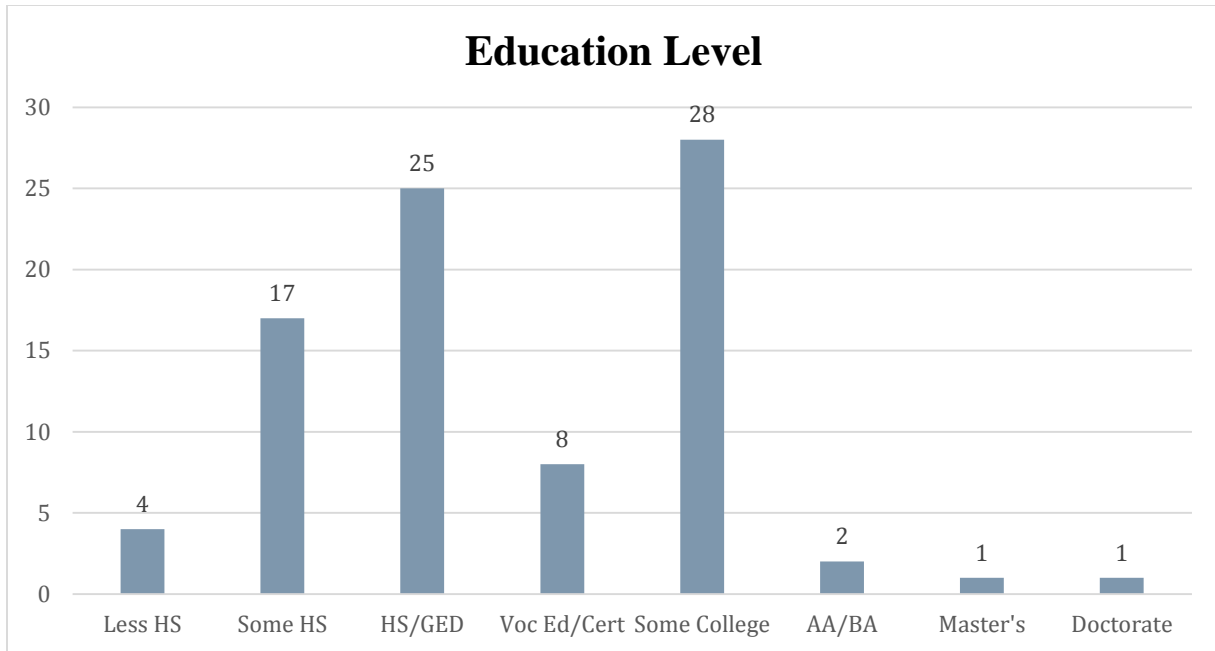
Data Source: Mission Possible Center

Connection with Church

At the time of intake, 51% of the Mission Possible’s clients reported that they are actively engaged in church.

Educational Level

At the Mission Possible Center, 29% of clients graduated from high school or completed their high school graduation equivalency degree and 32% had some college education.



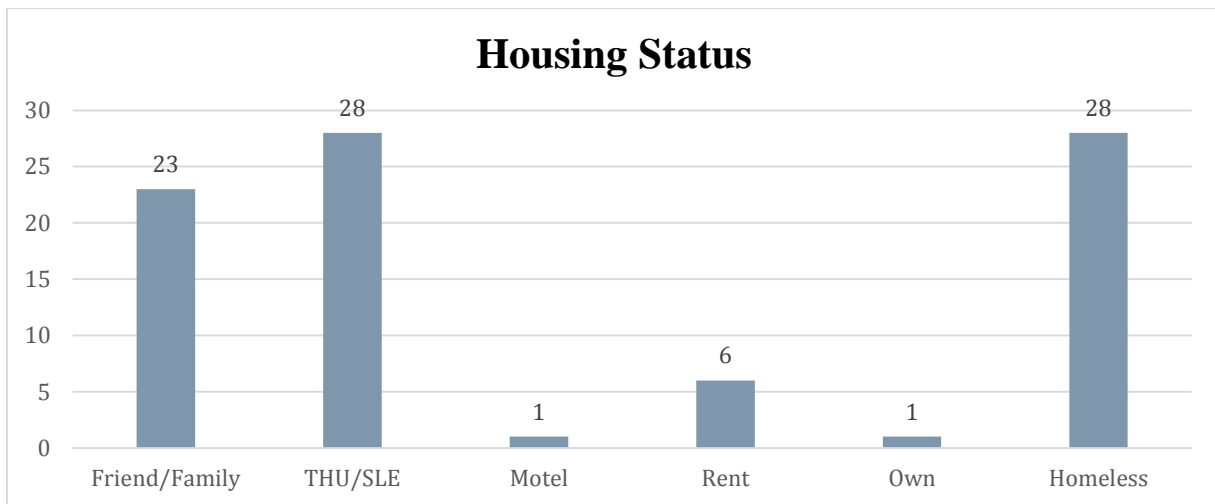
Data Source: Mission Possible Center

Employment Status

At intake, only 14% of the Mission Possible’s clients reported they have some level of employment.

Housing Status

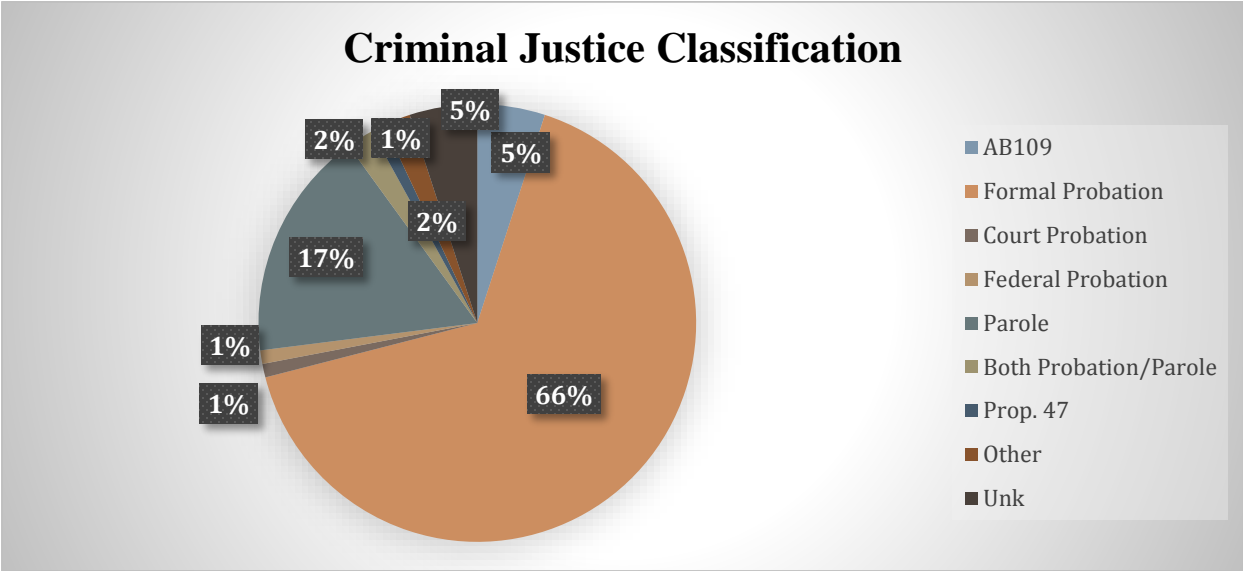
At intake, 47% of the Mission Possible’s clients had a temporary place to live.



Data Source: Mission Possible Center

Criminal Justice Classification

The majority (87%) of the Mission Possible’s clients are either on probation or parole. The AB 109 realignment population consisted of only 5% of the total clients served.




Data Source: Mission Possible Center

Age First Incarcerated

Based on the Mission Possible’s data, 39% of the clients disclosed that their first incarceration occurred before the age of 18 and 39% between ages 18 and 24.

Self Sufficiency Matrix

During the 2015 calendar year, Mission Possible had 137 clients who completed the Self-Sufficiency Matrix. Below is a graph depicting the average score for each domain. Safety (4.0) had the highest score of self-sufficiency. In contrast, income assistance (1.6) and food (1.6) had the lowest score.



Data Source: Mission Possible Center

Top 5 Service Needs

At intake, Mission Possible asked clients what type of services they needed. Based on the intake, the top five services needed for Mission Possible's clients were:

1. Transportation (52)
2. Clothing (42)
3. Housing (41)
4. Job/Employment (37)
5. Grooming/Hygiene (30)

Referrals/Flex Funds

From January 1st to December 31, 2015 Mission Possible received 137 referral/flex funds requests. Below is a table highlighting the services, the number of requests and referrals. Based on the data set, it seemed that often times, the requests were met by staff or referred to other community resources. The highest request was self-care (109) with an average funding allocation of \$118.30.

Services	Request and Referred/Linked	Average Allocation Per Client
Housing	75	\$512.56
Employment	50	\$85.63
Income Assistant	15	
Food	79	\$68.06
Childcare	2	
Adult Education	10	\$681.51
Self-Care	109	\$118.30
Connectedness to Spiritual Community	17	
Parenting Skills	2	\$100
Family/Social Supports	16	\$141.58
Mobility	27	\$111.08
Community Involvement	2	
Legal Support/Aid	13	\$63.42

I came into the Reentry Resource Center in May 2015 feeling displaced and hopeless. At the time, I did not have a stable place to live, had partial custody of my two year old son and not much contact with my two older daughters. However, I had a belief, a Faith that led me to the path of Mission Possible. I later realized it was my Lord and Savior Jesus.

Over the next few months, I was in and out of different shelters and programs with my son, trying to keep my life on the right track and diligently do the things needed to obtain stable housing. As I visited Mission Possible over the next few months, my situation seemed to stabilize and I soon found a place to Worship God. My counselor seemed so excited for my renewed faith. I would often ask him for advice, prayer and spiritual guidance.

At first, I would feel reluctant to ask for any resources concerning my physical needs like food and clothes. As I became more trusting in my Higher Power, I started to humbly accept assistance with my personal needs and even allowed Mission Possible to assist me in providing Christmas gifts for my children. That was truly a blessing from God!



I am now an Intercessory Prayer leader at my church. I have a great job as a nurse making over \$25 per hour at a private practice. Recently, I bought a SUV which makes it so much easier to get to work in Los Gatos. I use to wake up really early in the morning to take the train and bus from San Jose. My SUV is also a blessing for my family because I now have room for my two year old son and my two daughters that I recently reunified with! God has been so good to me!

Mission Possible has truly been a blessing in helping me get back on the path to stability and security with employment, transportation and most importantly....My Faith. I now have hope!

- Client of Mission Possible Faith-Based Reentry Resource Center

RECOMMENDATIONS

Based on the review and data analysis of the four Faith-based Reentry Centers' data set, below are key recommendations for the Faith-Based Reentry Collaborative to consider for 2016 data evaluation:

1. To develop a consistent client unique identification system that can be utilized a cross faith-based reentry centers.
2. To conduct the Self-Sufficiency Matrix at intake, at 6-month, and at 12-month interval to capture clients' progress.
3. To refine the data template so that it is user friendly and limit data entry errors.
4. To train faith-based reentry centers' staff on utilizing the new data template and to ensure data is entered consistently and accurately.
5. To consider the following evaluation components:
 - a. Incorporate success stories from each center;
 - b. Track criminal justice outcomes (arrest, new law violation, successful completion of probation, etc); and
 - c. Upon a client's completion, conduct exit interview to get feedback on his/her experience.